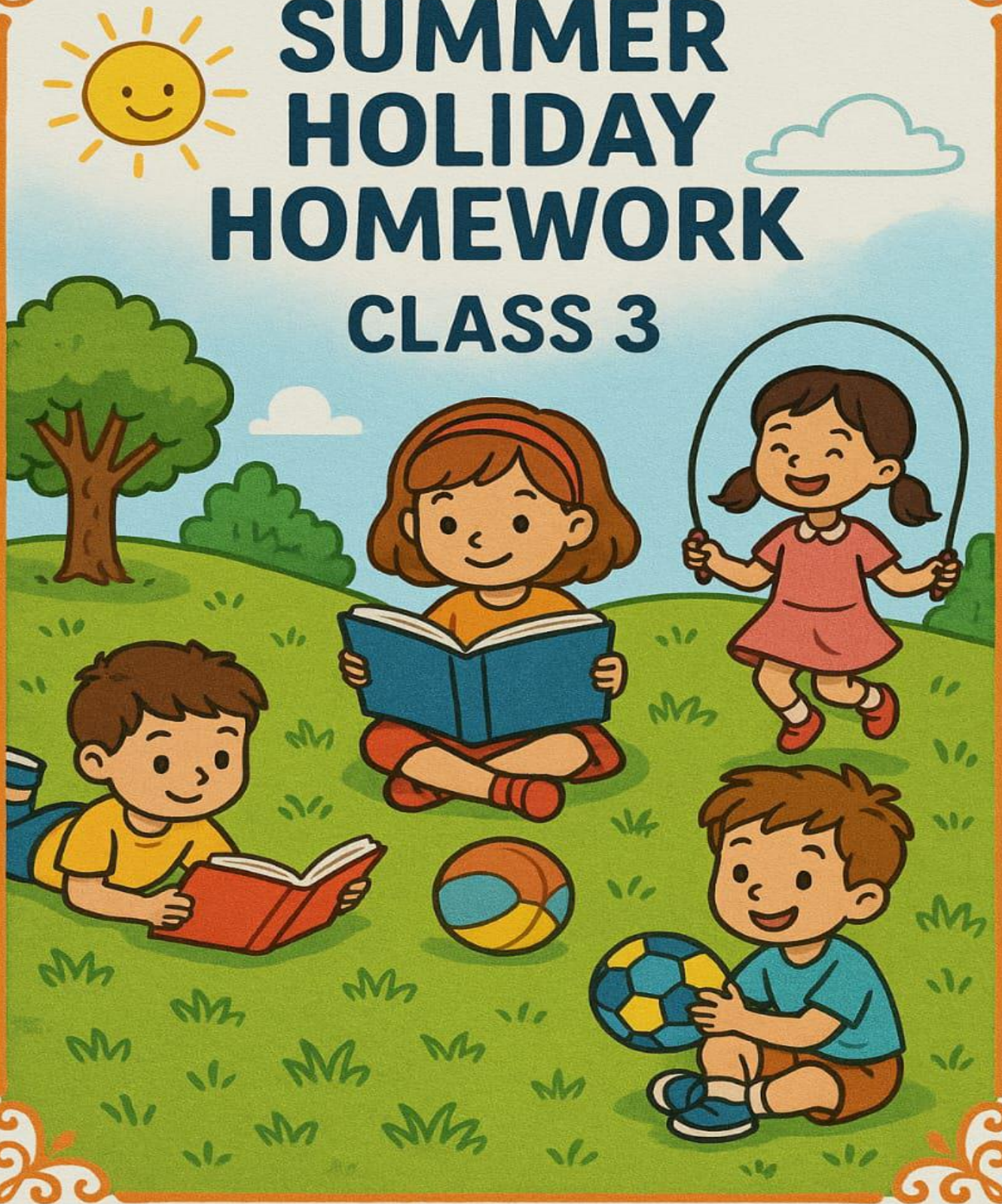


SUMMER HOLIDAY HOMEWORK

CLASS 3



Sub-English

Q1. Make a dictionary using colourful sheets and write 40 words with their meanings in it.

Q2. Make slogan on chart paper with pictures on following topics roll no wise:-

- a) Save girl child (Roll no : 1 to 15)
- b) Blood donation (Roll no : 16 to 30)
- c) Healthy food (Roll no: 31 to last)

Q3. Write the three form of verbs of the following words:

- a) Rise. e) Become
- b) See. f) Tear
- c) Throw. g) Shake
- d) Come. h)Steal

Q4. Listen to English news and write any two headlines daily for 10 days on a A3 size coloured sheet and read English newspaper/ comic/ story book daily to increase reading competency .

Q5. Look at the pictures and read the sentences. Then write the correct type of nouns: Common , Proper, collective or compound.



Sara is reading a book in the garden.



The students went to Greenfield School.



A basket of apples was placed on the table.



The football team won the match.



I bought a new toothbrush yesterday.



The sun is shining behind the clouds.

The dog is barking behind the car. People are going to Paris to see Eiffel tower .

Q6. Look at the picture given below and write a story of 30 – 40 words:



Sub-Maths

Q1. Make a green Note book from the empty pages of your old note book and do the following activities in it:-

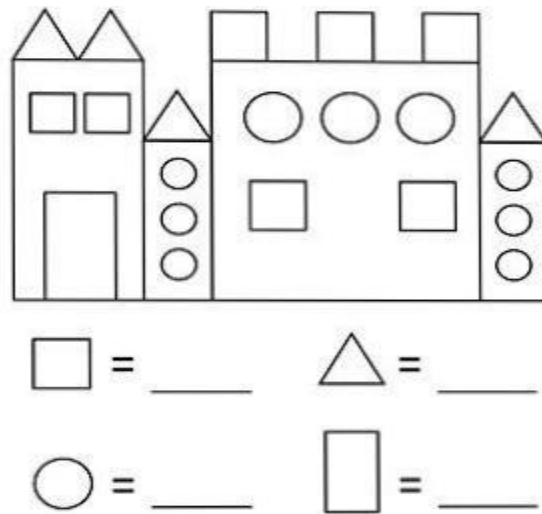
- Roll the dice four times to generate 4 digit numbers. Repeat this at least 10-12 times and do the following :-
- Write the number in words
- Write the number in expanded form
- Arrange the number in place value and face value table.
- Arrange the numbers in ascending and descending order.

Q2 Make a colourful clock using cardboard and learn to tell the time.

Q3 Table learning are the basis of Mathematics and its fun learning them. Let's learn tables 2 to 20 and make a table book and write tables 3 times.

Q4 Prepare a chart of different types of fraction, by using different pulses .

Q5. Count and write the number of each shape given below in the picture:



Sub – EVS

Q1. Experimental learning:-

- Meditation:- In today's world, electronics quickly switch our attention. Therefore, it is difficult to keep the mind calm especially for children.

Therefore meditate at least 3-10 minutes once/ twice a day.

Q2. Art integrated activity :

What is the best known food in your village ? Write the speciality of it in 4-5 lines .

Q3. Make a first aid box and put a bandage, an antiseptic lotion, band-aid, cotton, antiseptic cream, Scissor and pain relieving spray.

Q4 Find these emergency numbers and write them here and your school diary :-




- Police station.
- Fire brigade
- Ambulance
- Woman helpline
- Children helping

Q5 Make a father's day card and write a self composed poem on "My Father" in it.

अवकाश कार्य
विषय हिंदी

प्र 1 शब्द माला :- किसी विषय पर 20 शब्दों की माला बनाएँ ! जैसे कि फलों के नाम या जानवरों के नाम।



प्र 2 कहानी लेखन :- एक छोटी कहानी लिखे जिसमे आपके पसंदिदा जानवर या वस्तु का वर्णन हो (20-30 शब्दों में)

प्र 3 10 विलोम शब्दों का फलेश कार्ड बनाएँ (रोल नंबर 1 से 25)

10 पर्यायवाची शब्दों का फलेश कार्ड बनाएँ (रोल नंबर 26 से अंत तक)

प्र 4 निम्न तुकांत शब्दों का प्रयोग करके 8-10 पंक्तियों वाली कविता लिखने की कोशिश करे

आई ,खाई ,गाई ,छाई ,ताई ,पाई भाई,लाई ,पढाई ,लड़ाई,पिटाई,हवाई,चलाई,बनाई,भलाई
!

प्र 5 अपनी प्यारी मम्मी/दादी के लिए एक सुंदर कार्ड बनाकर उनके बारे में पाँच पंक्तियाँ या छोटा सा गीत लिखो ।



प्र 6 क्या आपने कभी किसी जरूरतमंद की मदद की है ? यदि हाँ तो उस घटना के उपर कुछ पंक्तियां लिखिए।



Sub- Computer

1. Paste all the hardware parts and software parts of computer notebook neatly.
2. Do the activity given in page no.78,80,81,83 and 84 in computer book.
3. Collect and paste the pictures of Windows 10 desktop picture in computer notebook (page no.20). Label the pictures.

Sub – Art and craft

1. Composition: Draw a scene with coconut tree.
2. Composition: You and your umbrella
3. Craft: Make a book mark of your own choice using colour sheet (waste material)
4. Do the art works in your aesthetic art book page no.10-22.

** Revise the PT-2 syllabus of all subjects and do written practice in any rough notebook.

** Make holiday homework notebook for written work.