

HOLIDAY HOMEWORK

GRADE1

SESSION:2025-26

NAME: _____

Sec _____





Dear Parents,
Greetings!

Holidays are special breaks from our everyday schedules, and we all eagerly await them. Finally, the much-awaited summer vacations are here! The hot, windy days of April and May make us all excited for this long break, a time to relax and have fun.

It's a great time for you to cherish the little joys of your child. It's important to limit screen time and supervise the channels your child watches. Provide valuable guidance and spend quality time with them. Make these holidays memorable by creating a nurturing and stimulating environment at home that is full of fun, excitement, and learning. Here are a few suggestions for parents:

- Engage in meaningful conversations every day.
- Read a variety of storybooks.
- Assign small household responsibilities to help them become independent.
- Teach them the importance of moral values in their lives.
- Participate in various indoor games with them.

While it's crucial to take breaks and have fun, it's equally important to keep learning. Create a balance between work and play, and let your child grow along the way.

The objective of holiday homework is to empower our students to work independently and enhance their academic abilities. Please take note:

- Prepare a systematic timetable and follow it religiously from the very first day.
- Allow them to complete their homework on their own under your guidance.
- Remember to capture the fun moments while engaging in the given activities and paste the corresponding pictures in your scrapbook!.
- Encourage them to dedicate some time each day to writing one page of English in a separate notebook to enhance their handwriting skills.
- Encourage them to choose two new words from their daily conversations and write them down in their holiday homework notebook.
 - Encourage them to speak in English in their daily routine.

A

FAMILY TIME ACTIVITY-READ, READ, READ

READING and WRITING go hand-in-hand at Primary Level. So here are some interesting activities that will cater to both the skills.

MY COZY READING CORNER

Place a rug and few cushions at a corner of the house. All members of family should sit together at least once a week and just read, without any gadgets around. This will inculcate interest for reading in children.

Reading Suggestions: Level 1 Ladybird Series

Fill the information about at least two story books you read in holidays.



STORY TITLE

Favourite Character

Sight Words

New Vocabulary

What you learnt



WorldEnvironmentDay-SEEDBOMB

WorldEnvironmentDayis celebratedon5thJune.Let'sconnectwithnatureand increase green spaces by creating Seed Bombs.

Seed bombs are like little packages of happiness for our environment ! Not only dotheyprovideessentialfoodandshelterforbirdsandanimals,butalsobeautify our surroundings .

To make seed bombs, mix together clay or soil, compost, and wildflower seeds/chickpeas/Soybeans. Roll the mixture into small balls and let them dry. Then,simplytossthemintoareasthatneedalittleextragreenery,andletnature do the rest!



PROJECTWORK

1. CreateaPiggyBank
2. Any1watertransportmodel

Usingbestoutofwastematerials.Someideasandresourcesaregivenbelowas link for reference.

RESOURCESFORREFEANCE:1-<https://pin.it/7GmC3hFbJ>-Boat

2-<https://pin.it/6m1jctu7d>-Yacht



FATHER'S DAY



Summers are here and to beat the heat of this scorching sun take your mother's help and make a dish of yummy fruit salad for your father to give him a special surprise on Father's Day.

(UNDER THE STRICT SUPERVISION OF YOUR MOTHER/GRANDMOTHER)

Method:

1. Take finely chopped fruits of your choice like banana, pineapple, watermelon, mango, apple, grapes & pomegranate,
2. Add 2 Teaspoons of lemon juice, 1 Tablespoon of crushed sugar and a pinch of chaat masala.
3. Share the Salad with your Father wishing him a 'Happy Father's Day.'









Click pictures while making and serving the fruit bowl to your father. Create your own Album and paste it in your scrapbook.




ENGLISH

1. Read the passage and fill in the blanks. First one has been done for you

The Garden

Tim went into the garden . He saw a . The 
flew to a red . Tim saw a bunny with big . It
hopped behind a . He saw 2 birds on the 
. They chirped in their .

2. Read the comprehension passage and answer the questions:



Nancy and her family goes to the Zoo. Its
Nancy's birthday today. She is 6 years old. She
loves animals .At the zoo Nancy sees many
animals. Her favourite animal is Elephant . She

Also likes tigers, monkeys and parrots. She had lot of fun in the
zoo . She loves the zoo.

1. Nancy goes to Zoo with her _____.

2. How old is Nancy?

3. Which is her favourite animal?

4. Why does Nancy go to the Zoo?

Q3. Make sentences with the given words.

1. House-

2. Clothes-

3. Book-

4. Pencil-

5. Cake-

Q4. Circle the noun words in the given passage.

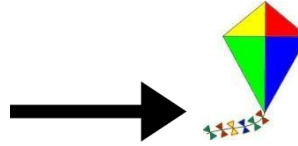
Mom baked a cake for Jane. She took it out from the oven. She put the cake on the table, called Jane and her friends. Children came running to the room and enjoyed eating the cake together.

Q5.FillintheblankswithThisorThat.

1. _____isacar.



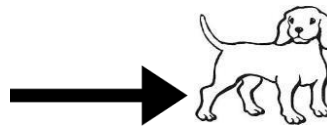
2. _____Isakite.



3. _____Isapen.



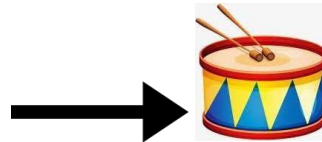
4. _____Isadog.



5. _____Isaball.



6. _____Isadrum.



Q6.Circlethedescribingwords.

1. Thisisabigredcar.



2. Therearelotsofgreentalltrees.



3. Ihavefiveyellow lollipop.



4. Mysisterislookingbeautifulinreddress.

