



HOLIDAY HOMEWORK

CLASS - L.K.G
SESSION- 2025-26

Dear Parent,

We wish you and your child a very happy summer holidays .It's time to enjoy and create a bond with family, friends and relatives. To utilize this time in the most constructive way we have prepared Holiday Homework for the students on the principle of 'learning by doing' for his /her holistic development.

Kindly ensure that the holiday home work is completed by the students under the guidance of the parents. So here we start.....



1) Morning Blessings

Help your child inculcate good habits like doing "Surya Namaskar" and encourage him/her to wish all elders in the morning. If possible, visit a temple or any other religious place of your choice.



2) Physical Development

- Take the child with you for morning/evening walk.
- Play different games like hide and seek, football, ludo, chess, snakes and ladders, carrom board etc. with your child. This will encourage them to express freely and will make them more responsible.



3) Language Development

- Encourage your child to converse in English.
- Choose any 1 object from your surroundings every day. Let the child speak few lines on it. For example: This is an apple . It is red in colour. It is sweet and juicy. An apple a day keeps the doctor away.



4) Social and Emotional Development

- Tell the child about your childhood, share incidents from the past and show him/her old family albums. This will strengthen the bond between you and your child.
- Cook dinner together, show your child how to measure 1 cup, 1/2 cup, 1 teaspoon etc. Start naming the food groups when you serve them.
- Let your child help in household chores like cleaning windows, filling water bottles, laying table, arranging toys, watering the plants etc.



5) Health and Hygiene

"Healthy mind resides in a healthy body." So start your day early and set a routine even during vacations. In addition you and your little one can spend some quality time playing, cycling, swimming to keep yourself fit and healthy. Encourage your child to take care of personal hygiene by inculcating the habits like washing hands, practicing yoga, eating healthy food etc.

6) The only way to learn Mathematics is to do Mathematics

Simple tasks could be assigned such as counting and getting objects from the refrigerator or the dining table, counting the trees and collecting the leaves while morning and evening walk.

TABLE MAT

Objective:- To make the children familiar with utensils (kitchen appliances)

Materials Required:-

- A3 size pastel sheet
- Cut out of spoon, fork, plate etc.
- Tissue paper

- Note- please follow the steps by clicking the link below to make the table mat.
- <https://youtu.be/OpM3IKs6rHU>

INSTRUCTIONS

- Cut a paper plate from a colourful sheet and paste it on the A3 size pastel sheet of any bright colour.
- Cut the spoon, fork, knife from any coloured sheet or take a print out of the same and paste it as shown in the given picture.
- Train your child to use blunt scissors and encourage them to do the cutting work on their own. This will develop their fine motor skills and will improve their eye hand coordination.
- Decorate the sheet with a colourful border.
- Paste a passport size photograph of the child . Write name, class, section and get the table mat laminated.

My Special Day with DAD

Happy Father's Day

"My Dad is so special, he is strong and smart,

That is why I love him so with all my little heart!!

Father's Day is celebrated to make PAPA feel special.

He gets all the attention and loads of pampering.

Discuss with the child all the wonderful things and hard work that their father's do for them.

Encourage the child to arrange something special for his/her dad. They can also organize a small celebration. You can be more adventurous and cook up something yummy for your dad.

Click pictures of the whole process and the bond between father and child.

Happy Father's Day!!"



Paper Bag

Help your child to make an attractive handmade bag with old newspaper , colourful paper or magazine. Decorate it and write his/her name, class and section on it. Keep all the holiday homework in it.

PLANTATION

**As we grow, so does a seed,
Come, let us sow one, and make our Earth green!!!**



Pre Activity Conversation:

- Parents can talk about how plants are living things.
- Like us they too need water, air and sunlight to live and grow.
- We need to take care of them, to grow big and strong.

For the Activity:

- Provide a clay pot to the child.
- Ask them to paint it with his/her favourite colour.

During the Activity:

- Allow the child to put soil independently in the pot.

- Facilitate him/her on how to sow the seeds.

After the activity:

- Remind the child to water the seeds regularly.

Learning Outcome:

- Gardening enhances gross motor skills
- Nurturing the seeds over the weeks develops a sense of ownership and responsibility


Fine Motor Development

Writing Time


To improve the writing skills of the children and to make them practice every day, we have planned some written assignments of every subject for them.

NOTE: KINDLY TAKE A PRINTOUT OF GIVEN WORKSHEETS.

Recognise the picture and circle the correct alphabet.



1



Write the first letter of the given picture.

























चित्र देखकर प्रथम वर्ण लिखो एवं रंग भरो।





















Count and write.





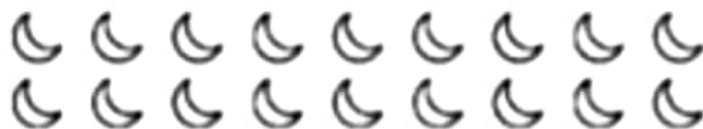














NUMBERS 1 – 100

Write the missing numbers in the boxes

1	2		4		6		8		10
11		13		15		17		19	20
21	22		24		26		28		30
31		33		35		37		39	40
41	42		44		46		48		50
51		53		55		57		59	60
61	62		64		66		68		70
71		73		75		77		79	80
81	82		84		86		88		90
91		93		95		97		99	100

**Colour the unicorn and do tearing & pasting in heart
with origami sheets.**



Learning skill: This worksheet will improve the colouring skills and eye –hand coordination of the child.

LADY FINGER PAINTNG

Take a lady finger top, dip it your favourite colour to decorate the mushroom.





Let's revise phonetics



A says ए as in apple, axe, arrow

B says ब् as in ball, bag, balloon

C says क् as in cat, candle, car

D says ड् as in dog, drum, doctor

E says ए as in elephant, elbow, engine

F says फ् as in frog, fish, fan

G says ग् as in grapes, gate, god

H says ह् as in horse, house, hot

I says आइ as in ice-cream, iron, island, I says इ as in ink-pot

J says ज् as in joker, jar, jelly

K says क् as in kite, kettle, kangaroo





L says ल् as in lion, leaf, lock

M says म् as in mango, mat, mother

N says न् as in nest, nut, nose

O says औ as in orange, ostrich, ox



P says प् as in parrot, peas, pocket

Q says क्व as in quarter, quill, quilt

R says र् as in rocket, rat, red

S says स् as in sun, socks, swing



T says ट् as in tiger, time, toffee

U says अ as in umbrella, under, urn



V says व् as in van, vulture, violin

W says व् as in wall, watch, window



X says एक्स as in x-ray, x-mas tree,

Y says य् as in yo-yo, yolk, yellow

Z says ज् as in zip, zigzag, zero

