

SHARDA INTERNATIONAL SCHOOL

SUMMER HOLIDAY HOMEWORK 2025

CLASS - NURSERY

NAME: _____

ROLL NO.: _____



Dear Parents,

The summer holidays are a wonderful opportunity to spend quality time with your child. Make the most of this time by engaging in meaningful activities such as reading illustrated storybooks together. After finishing a story, take a few moments to discuss it with your child. Focus on developing phonic awareness and encourage word-building exercises and picture-based conversations.

You can also help your child practice using simple sentences at home. For example:


- Mom, can you please give me something to eat?
- May I have a glass of water, please?
- Please trim my nails.
- Could you tell me a story?
- Please comb my hair.

Encourage the use of polite expressions and “magic words” such as ***excuse me, sorry, thank you***, and greetings like ***good morning, good afternoon, good evening***, and ***good night***.

Also, instill good manners by encouraging your child to offer their snacks or food to others in the room before eating.

Wishing you a joyful and enriching summer with your child!


Colour the things we can see in the sky:



Trace the following numbers with crayons:

0	0	0	0	
1	1	1	1	
2	2	2	2	
3	3	3	3	
4	4	4	4	

Colour the odd one out in each row:



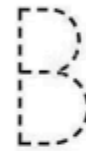
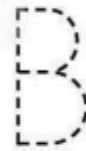
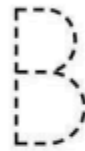
Trace the letters and colour the pictures:



ANT





BEE



CAT



DOG



D/P, please make your ward learn the phonic sounds of the letters done so far:


A says ----- ऐ

B says ----- ब

C says ----- क


D says ----- ड

Trace and colour the objects in following picture:




Match the letters to their related pictures:


A




B



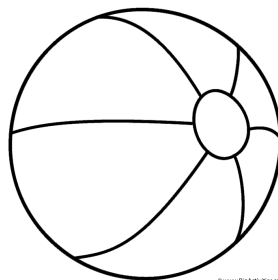
C



D




E



बिंदुओं को जोड़कर अक्षरों को पूरा करो और चित्रों में रंग भरो:

अ

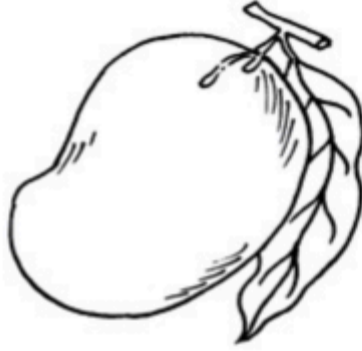


अनार

पढ़ो और लिखो।

अ	अ	अ	अ	अ	अ
अ	अ	अ	अ	अ	अ
अ	अ	अ	अ	अ	अ
अ	अ	अ	अ	अ	अ
अ	अ	अ	अ	अ	अ

आ



आम

पढ़ो और लिखो।

आ	आ	आ	आ	आ	आ
आ	आ	आ	आ	आ	आ
आ	आ	आ	आ	आ	आ
आ	आ	आ	आ	आ	आ
आ	आ	आ	आ	आ	आ

इ



इमली

इ

इ

इ

इ

इ

इ

इ

इ

इ

इ

इ

इ

इ

इ

इ

इ

इ

इ

इ

इ

इ

इ

इ

इ

इ

इ

इ

इ

इ

इ

इ

इ


इ

इ

इ

इ

Dip your fingers in watercolour and paint the butterfly:



COOL FRUITY DELIGHT

Skill: Life skill

Learning Objective: Development of self help skills

Estimated Time: 30 minutes

This summer, beat the heat with **Cool Fruity Delight**. Take Mummy's help to prepare a super simple, delicious and healthy dessert.

Ingredients:

- ┐ **Chopped fruits** - apple, mango, banana, grapes, watermelon, papaya
- ┐ **Syrup** - strawberry/ orange
- ┐ Crushed dry fruits like almonds, cashew nuts
- ┐ **Vanilla Ice cream**



Method:

Add a scoop of vanilla ice cream in a dessert bowl.

Now, add your choice of chopped fruits to the bowl.

Top it with orange or strawberry syrup.

Finally, garnish with crushed dry fruits.

Your Cool Fruity Delight is ready to be served.

Get a selfie clicked while you adorn your chef cap.

COGNITIVE SKILLS

Spot 3 differences and cross it in picture-B. Colour the picture-A .

PICTURE- A



PICTURE- B

